

Technical Rider – Sisyphus Ascending

Technical Director: Morgens Kjempff, tel. +45 40 68 66 10, e-mail mogenstt@hotmail.com

Arrival and Set-Up

Teatro Glimt will arrive at the venue 10 hours before the start of the performance.

On arrival fly facilities must be free of the venue's own effects and the stage floor should be cleared and cleaned.

We request you to provide four helpers to help carry in the set etc. as well assist teatro GLIMT's technician with the rigging. At least one of the assistants must be familiar with the locations of technical installations and how to service all technical facilities. He/she should also be familiar with the physical layout of the venue and it's good if he/she can be present during performances.

Power

We need to use min. 3 x 63 Amps.

Stage

We need a black back cloth and approx. 3 legs per side. It must be possible to establish four fastening points in the walls - two on each side.

These points will be established by the visiting company, in agreement with the venue's stage manager.

Fastening points are normally established with 10 mm. expansion bolts, but if there are anchorage points in the right places, these can be used.

The floor must be coated with black dance vinyl.

There should be minimum 6 m. from the floor to the rig.

The optimal scene width is 10 m. and the optimal scene depth is 8 m.

The performance requires total blackout.

Lights

For touring outside of Denmark, please contact us for lights requirements.

Set

The set consists of a 4,2 m. high and 1,4 m. wide bookshelf, a desk, a chair, and slack rope and a Chinese pole. The Chinese pole is 5 m. high. Both pole and line are fitted to the four fastening points in the walls.

Backstage

A heated wardrobe would be nice.

Performance Duration

The performance lasts around 1 hour and 5 minutes without a break.

Dismantling

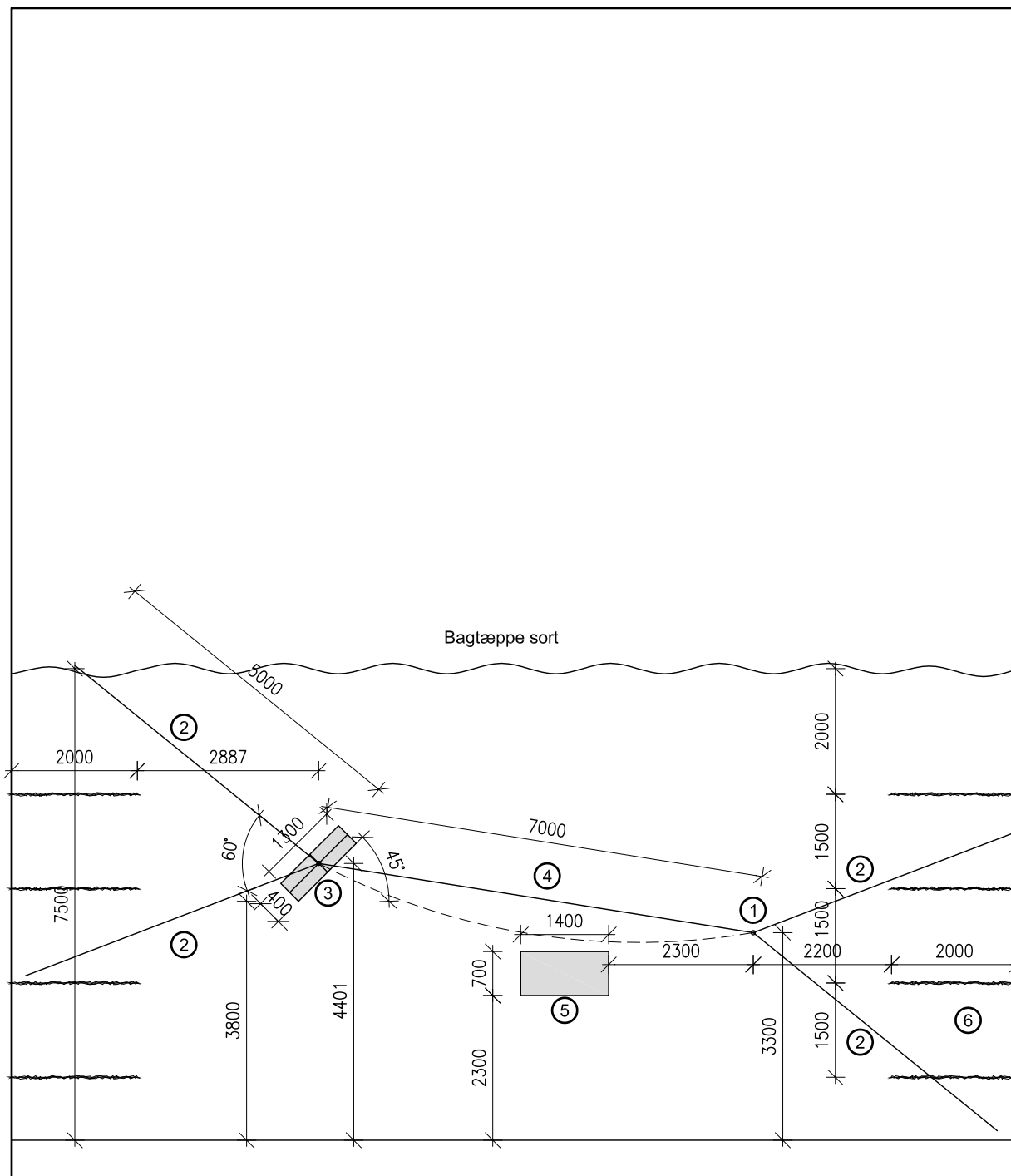
For dismantling please calculate: Max. 3 hours.

Technical Drawings

Technical drawings seen from the front and from above.

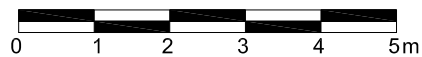
Translation of symbols for both drawings:

1. Chinese pole \varnothing 55 mm H=5 m
2. Fixation wires, 4 pcs, SWL 250 kg
3. Solid furniture, Book case
4. Slack rope
5. Table
6. "Legs" (black Molton)
 - a. Rear of stage: black molton

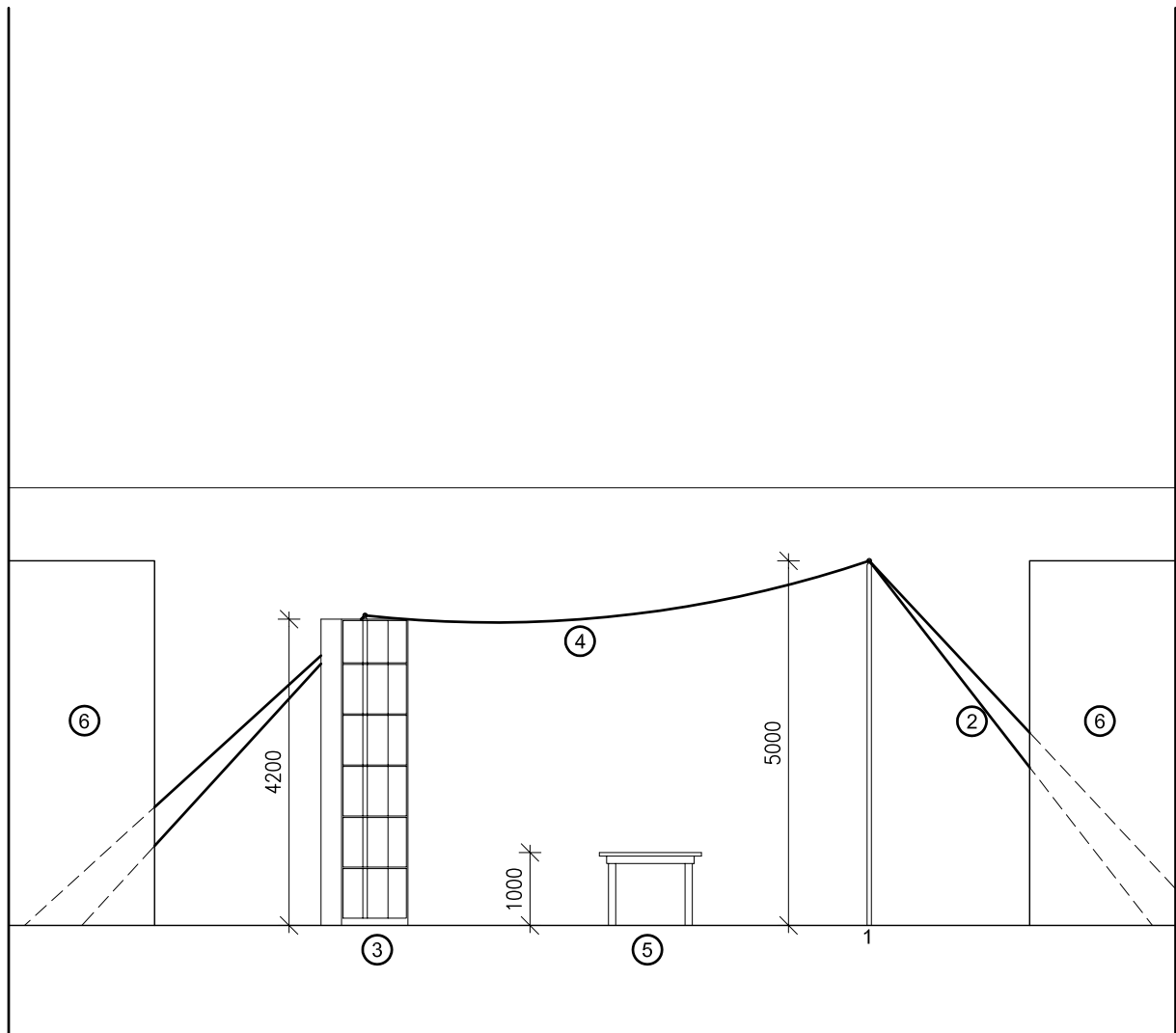


Signaturforklaring:

- 1: Stålpæl Ø 55 mm H= 5,00 m
- 2: Udspænding, 4 stk., SWL 250 kg.
- 3: Fast møbel, reol
- 4: Slap line
- 5: Bord
- 6: Italienske sideinddækning / "Ben"

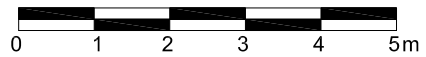


<p>● Keld Holse, Arkitekt MAA Dalgas Boulevard 58, 2000 Frederiksberg</p>	<p>Tlf.: Fax.:</p>	<p>+45 23 82 30 31 holse-57@hotmail.com</p>
<h2 style="margin: 0;">Sisyphus</h2>		<p>Adresse:</p>
<p>Emne : Plan af scene</p>		<p>Fase :</p>
<p>MÅL : 1:100</p>	<p>Format: A4</p>	<p>Arkiv nr: Tegning 1</p>



Signaturforklaring:

- 1: Stålpæl Ø 55 mm H= 5,00 m
- 2: Udspænding, 4 stk., SWL 250 kg.
- 3: Fast møbel, reol
- 4: Slap line
- 5: Bord
- 6: Italienske sideinddækning / "Ben"



● Keld Holse, Arkitekt MAA Dalgas Boulevard 58, 2000 Frederiksberg		Tlf.: Fax.:	+45 23 82 30 31 holse-57@hotmail.com
<h2 style="margin: 0;">Sisyphus</h2>		Adresse:	
Emne : Frontbillede af scene		Fase :	
MÅL :	1:100	Format:	A4
Arkiv nr:		Tegn. nr.: Tegning 2	